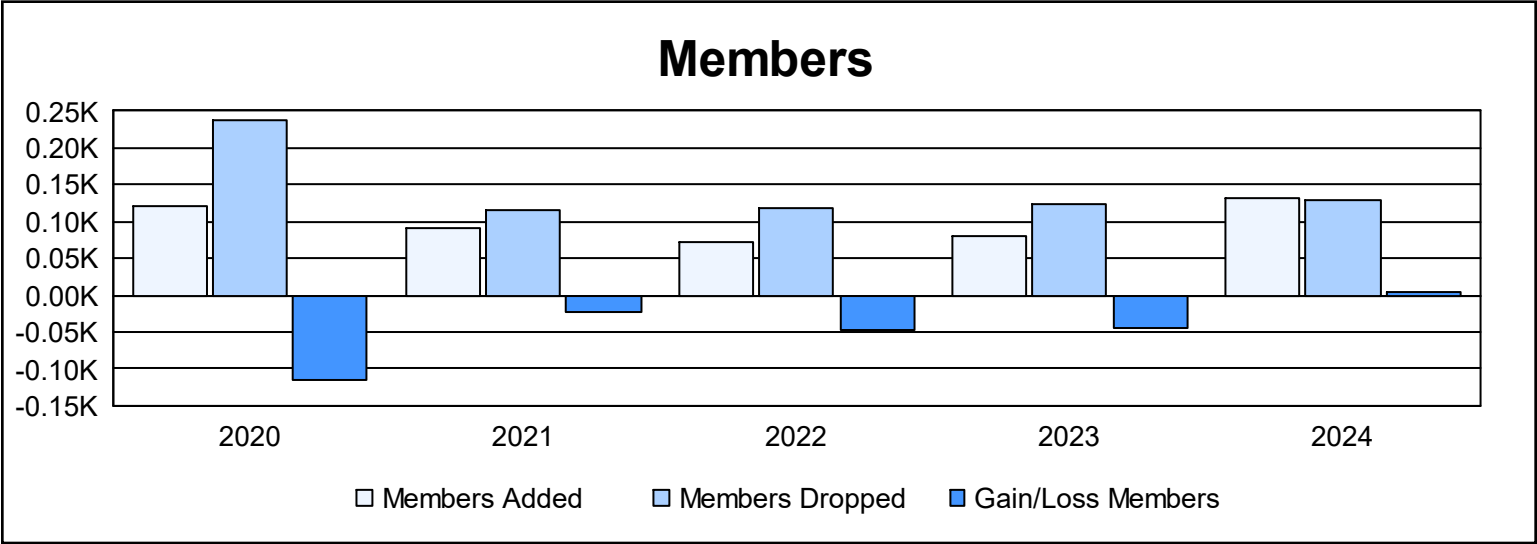
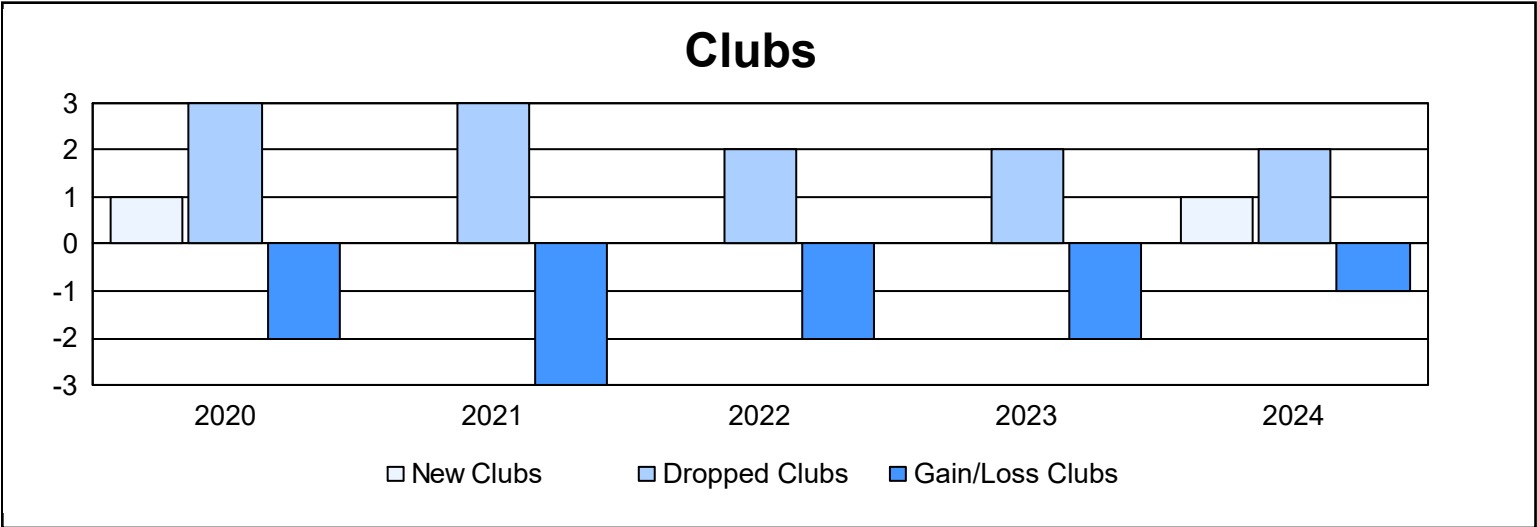
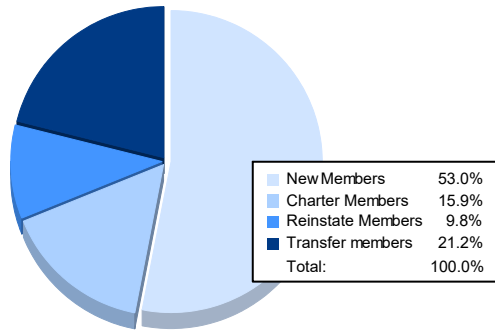


Year	New Clubs	Dropped Clubs	Gain/ Loss Clubs	New Members	Charter Members	Reinstate Members	Transfer Members	Total Member Added	Total Members Dropped	Gain/ Loss Members
2019-2020	1	3	-2	89	24	2	7	122	237	-115
2020-2021	0	3	-3	85	0	4	3	92	116	-24
2021-2022	0	2	-2	67	0	4	1	72	119	-47
2022-2023	0	2	-2	74	0	3	3	80	125	-45
2023-2024	1	2	-1	70	21	13	28	132	128	4
Average	0	2	-2	77	9	5	8	100	145	-45



### Membership Composition June 2024 Cumulative



### Gender Composition June 2024 Cumulative

